



## Trimurthi Drugs & Pharmaceuticals Ltd.

Date : 15.07.2013

To,  
The Secretary,  
The Bombay Stock Exchange Limited  
Floor 25, P.J Towers,  
Dalal Street,  
Mumbai - 400 001.

Dear Sir,

**Sub: Share Holding Pattern for the quarter ended 30<sup>th</sup> June, 2013.**

Please find enclosed herewith a Share Holding Pattern for the quarter ended 30<sup>th</sup> June, 2013 pursuant to Clause 35 of the listing agreement.

This is for your information and record.

Thanking you

for **TRIMURTHI DRUGS & PHARMACEUTICALS LTD**

**Arvind Kumar Bhangadia**  
*Managing Director*

(1) (a)


**Statement Showing Shareholding Pattern****as on 30-06-2013**

Name of the Company: TRIMURTHI DRUGS AND PHARMACEUTICALS LIMITED.

Scrip Code, Name of the scrip, class of security: BSE-590093/ASE-61448/MSE-, TRIMURTHI DRUGS AND PHARMACEUTICALS LIMITED, EQUITY

Partly paid-up shares:-	No. of partly paid-up shares	As a % of total no. of partly paid-up Shares	As a % of total no. of shares of the company
Held by promoter/promoter group	0	0	0
Held by public	0	0	0
<b>Total</b>	0	0	0
Outstanding convertible securities:-	No. of outstanding securities	As a % of total no. of outstanding convertible securities	As a % of total no. of shares of the company, assuming full conversion of the convertible securities
Held by promoter/promoter group	0	0	0
Held by public	0	0	0
<b>Total</b>	0	0	0
Warrants:-	No. of warrants	As a % of total no. of warrants	As a % of total no. of shares of the company, assuming full conversion of
Held by promoter/promoter group	0	0.00	0.00
Held by public	0	0.00	0.00
<b>Total</b>	0	0.00	0.00
Total paid-up capital of the company, assuming full conversion of warrants and convertible securities	8100000		


For Trimurthi Drugs &amp; Pharmaceuticals Ltd



Managing Director

Category Code	Category of Shareholder	Number of Share Holders	Total Number of Shares	Number of Shares held in Dematerialized Form	Total Shareholding as a percentage of total Number of Shares		Shares Pledged or otherwise encumbered	
					As a Percentage of (A+B)	As a Percentage of (A+B+C)	Number of Shares	As a Percentage (IX) = (VIII)/(IV)*100
(I)	(II)	(III)	(IV)	(V)	(VI)	(VII)	(VIII)	(IX)
<b>A</b>	<b>Promoter and Promoter Group</b>							
(1)	<b>Indian</b>							
(a)	Individuals/Hindu Undivided Family	12	3288800	3288800	40.60	40.60	0	0.00
(b)	Central Government /State Government (s)	0	0	0	-	-	0	-
(c)	Bodies Corporate	2	1445000	1445000	17.84	17.84	0	-
(d)	Financial Institutions / Banks	0	0	0	-	-	0	-
(e)	Any other(PAC)	0	0	0	-	-	0	0.00
(f)	Others	0	0	0	0.00%	0	0	0
	<b>Sub-Total (A)(1)</b>	<b>14</b>	<b>4733800</b>	<b>4733800</b>	<b>58.44</b>	<b>58.44</b>	<b>0</b>	<b>0.00</b>
(2)	<b>Foreign</b>							
(a)	Individuals (Non Resident Individuals / Foreign Individuals)	0	0	0	-	-	0	-
(b)	Bodies Corporate	0	0	0	-	-	0	-
(c)	Institutions	0	0	0	-	-	0	-
(d)	Qualified Foreign Investor	0	0	0	-	-	0	-
(e)	Any Other	0	0	0	-	-	0	-
	<b>Sub-Total (A)(2)</b>	<b>0</b>	<b>0</b>	<b>0</b>	<b>-</b>	<b>-</b>	<b>0</b>	<b>-</b>
	<b>Total Shareholding of Promoter and Promoter Group A=(A)(1) + (A)(2)</b>	<b>14</b>	<b>4733800</b>	<b>4733800</b>	<b>58.44</b>	<b>58.44</b>	<b>0</b>	<b>0</b>
<b>B</b>	<b>Public Shareholding</b>							
(1)	<b>Institutions</b>							
(a)	Mutual Funds/UTI	0	0	0	-	-	0	-
(b)	Financial Institutions/Banks	0	0	0	-	-	0	-
(c)	Central Government/State Government	0	0	0	-	-	0	-
(d)	Venture Capital Funds	0	0	0	-	-	0	-
(e)	Insurance Companies	0	0	0	-	-	0	-
(f)	Foreign Institutional Investors	0	0	0	-	-	0	-
(g)	Foreign Venture Capital Investors	0	0	0	-	-	0	-
(h)	Qualified Foreign Investor	0	0	0	-	-	0	-
(i)	Any Other	0	0	0	-	-	0	-
	<b>Sub-Total (B)(1)</b>	<b>0</b>	<b>0</b>	<b>0</b>	<b>-</b>	<b>-</b>	<b>0</b>	<b>-</b>
(2)	<b>Non-institutions</b>							
(a)	Bodies Corporate	59	2166007	2166007	26.88	26.88	0	-
(b)	Individuals							
	i Individual Shareholders holding nominal share capital upto Rs. 1	2715	911636	337916	11.25	11.25	0	-
	ii Individual Shareholders holding nominal share capital in excess of Rs. 1 Lakh	6	141437	130037	1.75	1.75	0	-
	Qualified Foreign Investor-							
(c)	Corporate	0	0	0	-	-	0	-
(d)	CLEARING MEMBER	22	135192	135192	1.67	1.67	0	-
(e)	TRUST	0	0	0	-	-	0	-
(f)	Non Resident Individuals	2	1028	1028	0.01	0.01	0	-
(g)	Foreign Bodies Corp	0	0	0	-	-	0	-
(h)	Foreign Nation	0	0	0	-	-	0	-
	<b>Sub-Total (B)(2)</b>	<b>2804</b>	<b>3366200</b>	<b>2770180</b>	<b>41.56</b>	<b>41.56</b>	<b>0</b>	<b>-</b>
	<b>Total Public Shareholding</b>							
	<b>B=(B)(1)+(B)(2)</b>	<b>2804</b>	<b>3366200</b>	<b>2770180</b>	<b>41.56</b>	<b>41.56</b>	<b>0</b>	<b>-</b>
	<b>Total (A)+(B)</b>	<b>2818</b>	<b>8100000</b>	<b>7503980</b>	<b>100.00</b>	<b>100.00</b>	<b>0</b>	<b>-</b>
(C)	<b>Shares held by Custodians and against which Depository Receipts have been issued</b>							
(1)	Promoter and Promoter Group	0	0	0	0	0	0	0
(2)	Public	0	0	0	0	0	0	0
	<b>GRAND TOTAL (A) + (B) + (C)</b>	<b>2818</b>	<b>8100000</b>	<b>7503980</b>	<b>100.00</b>	<b>100.00</b>	<b>0</b>	<b>0</b>

For Triumvir Drugs & Pharmaceuticals



Managing Director

(1) Statement showing Shareholding of persons belonging to the category "Promoter and Promoter Group"

Sl. No.	Name of the shareholder	Total shares held		Shares pledged or		Details of		Details of Convertible		Total Shares (including underlying shares assuming full conversion of warrants and	
		Number	As a % of grand total (A)+(B)+(C)	Number	% of Total Shares Held	As a % of grand total (A)+(B)+(C)	No of warrant held (VIII)	As a % total number of warrants of the same class	No of convertible securities held		As a % total number of convertible securities of the same class
1	TDPL HEALTH CARE (INDIA) LIMITED	1430000	17.65	0	0.00	0.00	0	0.00	0	0.00	17.65
2	ARUN KUMAR BHANGADIA (HUF).	387000	4.78	0	0.00	0.00	0	0.00	0	0.00	4.78
3	TRIMURTHI ADVISORY SERVICES P LTD	15000	0.19	0	0.00	0.00	0	0.00	0	0.00	0.19
4	GOPIKISHAN ARUN KUMAR BHANGADIA (HUF).	90000	1.11	0	0.00	0.00	0	0.00	0	0.00	1.11
5	ARVIND KUMAR DEVANSH BHANGADIA HUF.	120000	1.48	0	0.00	0.00	0	0.00	0	0.00	1.48
6	ARUN KUMAR BHANGADIA	1392200	17.19	0	0.00	0.00	0	0.00	0	0.00	17.19
7	ARVIND KUMAR BHANGADIA	299900	0.37	0	0.00	0.00	0	0.00	0	0.00	0.37
8	KANTHA BHANGADIA	177800	2.20	0	0.00	0.00	0	0.00	0	0.00	2.20
9	KIRAN BHANGADIA	982900	12.13	0	0.00	0.00	0	0.00	0	0.00	12.13
10	JYOTHI BHANGADIA.	58000	0.72	0	0.00	0.00	0	0.00	0	0.00	0.72
11	MURLIDHAR MUTGI	15000	0.19	0	0.00	0.00	0	0.00	0	0.00	0.19
12	SULOCHANA MUTGI	18000	0.22	0	0.00	0.00	0	0.00	0	0.00	0.22
13	SRIPRIYA MUTGI	18000	0.22	0	0.00	0.00	0	0.00	0	0.00	0.22
	TOTAL	4733800	58.44	0	0.00	0.00	0	0.00	0	0.00	58.44

For Trimurthi Drugs & Pharmaceuticals Pvt

Managing Director


(D)(c) Statement showing Shareholding of persons belonging to the category  
"Public" and holding more than 1% of the total number of shares

Sl. No.	Name of the shareholder	No. of shares	Shares as % of Total No. of Shares	Details of Warrants		Details of		Total Shares (including
				No of warrants held	As a % total number	No of convertible	% total number of	
1	MAHAVEER INFOWAY LIMITED	750000	9.26	0	0	0	0	9.26
2	S M AVENUES PRIVATE LIMITED	300000	3.70	0	0	0	0	3.70
3	H K AVENUES PRIVATE LIMITED	300000	3.70	0	0	0	0	3.70
4	FULL BLOOM INVESTMENTS PRIVATE LTD	100000	1.23	0	0	0	0	1.23
5	FULLBLOOM INVESTMENTS PRIVATE LIMITED	90000	1.11	0	0	0	0	1.11
6	ANTALA REAL BROKING AND IMPEX PRIVATE LIMITED	148057	1.83	0	0	0	0	1.83
7	EAST WEST TRADELINK PRIVATE LIMITED	120783	1.49	0	0	0	0	1.49
8	LATIN MANHARLAL SECURITIES PVT. LTD.	100000	1.23	0	0	0	0	1.23
	<b>TOTAL</b>	<b>1908840</b>	<b>23.57</b>	<b>0</b>	<b>0</b>	<b>0</b>	<b>0</b>	<b>23.57</b>

For Tripathi Drugs & Pharmaceuticals  
  
 Managing Direc

(D)(c) Statement showing Shareholding of persons belonging to the category "Public" and holding more than 5% of the total number of shares

Sl. No.	of the share	No. of shares	Shares as % of Total No. of Shares	Details of		Details of Convertible		Total Shares (including underlying shares)
				No of warrant s held	As a % total number	No of convertible securities held	% total number of convertible	
1	MAHAVEER	750000	9.26	0	0	0	0	9.26
	TOTAL	750000	9.26	0	0	0	0	9.26


  
 Managing Director  
 Pharmaceuticals Ltd

(D)(d)

Statement showing details of locked-in shares

Sl. No	Name of the shareholder	Number of shares	Shares as % of Total No. of Shares	Category
1	MAHAVEER INFOWAY LIMITED	750000		
2	S M AVENUES PRIVATE LIMITED	300000	9.26	Public
3	H K AVENUES PRIVATE LIMITED	300000	3.70	Public
	TOTAL	1350000	3.70	Public
			16.67	

For Tripathi & Co. Chartered Accountants Ltd.



Managing Director