

Trimurthi Drugs & Pharmaceuticals Ltd.

Date : 09.01.2014

Date : 09.01.2014

To,
The Secretary,
The Bombay Stock Exchange Limited
Floor 25, P.J Towers,
Dalal Street,
Mumbai - 400 001.


Dear Sir,

Sub: Share Holding Pattern for the quarter ended 31st December, 2013.

Please find enclosed herewith a Share Holding Pattern for the quarter ended 31st December, 2013 pursuant to Clause 35 of the listing agreement.

This is for your information and record.

Thanking you

for **TRIMURTHI DRUGS & PHARMACEUTICALS LTD**

Arvind Kumar Bhangadia
Managing Director

(1) (a)


Statement Showing Shareholding Pattern

Name of the Company: TRIMURTHI DRUGS AND PHARMACEUTICALS LIMITED.
Scrip Code, Name of the Scrip, Class of Security : NSE - / BSE -536565, TRIMURTHI DRUGS AND PHARMACEUTICALS LIMITED.

2013 Equity as on 31-12-

Partly paid-up shares:-		No. of partly paid-up shares	As a % of total no. of partly paid-up Shares	As a % of total no. of shares of the company
Held by promoter/promoter group	0	0	0	0
Held by public	0	0	0	0
Total	0	0	0	0
Outstanding convertible securities:-				
Held by promoter/promoter group	0	No. of outstanding securities	As a % of total no. of outstanding convertible securities	As a % of total no. of shares of the company, assuming full conversion of the convertible securities
Held by public	0	0	0	0
Total	0	0	0	0
Warrants:-				
Held by promoter/promoter group	0	No. of warrants	As a % of total no. of warrants	As a % of total no. of shares of the company, assuming full conversion of Warrants
Held by public	0	0	0.00	0.00
Total	0	0	0.00	0.00
Total paid-up capital of the company, assuming full conversion of warrants and convertible securities			0.00	0.00
			8100000	0.00

For Trimurthi Drugs & Pharmaceuticals L


Managing Director

Category Code	Category of Shareholder	Number of Share Holders	Total Number of Shares	Number of Shares held in Dematerialized Form	Total Shareholding as a percentage of total Number of Shares		Number of Shares	As a Percentage encumbered
					As a Percentage of (A+B)	As a Percentage of (A+B+C)		
(I)	(II)	(III)	(IV)	(V)	(VI)	(VII)	(VIII)	(IX) = (VIII)/(IV)*100
A	Promoter and Promoter Group							
(1)	Indian							
(a)	Individuals/ Hindu Undivided Family	12	3288800	3288800	40.60	40.60	0	0.00
(b)	Central Government /State Government (s)	0	0	0	-	-	0	-
(c)	Bodies Corporate	2	1445000	1445000	17.84	17.84	0	-
(d)	Financial Institutions / Banks	0	0	0	-	-	0	-
(e)	Any other(PAC)	0	0	0	-	-	0	0.00
(f)	Others	0	0	0	0.00%	0	0	0
(2)	Sub-Total (A)(1)	14	4733800	4733800	58.44	58.44	0	0.00
	Foreign							
(a)	Individuals (Non Resident	0	0	0	-	-	0	-
	Individuals/F oreign Individuals)							
(b)	Bodies Corporate	0	0	0	-	-	0	-
(c)	Institutions	0	0	0	-	-	0	-
(d)	Qualified Foreign Investor	0	0	0	-	-	0	-
(e)	Any Other	0	0	0	-	-	0	-
	Sub-Total (A)(2)	0	0	0	-	-	0	-
	Total Shareholding of Promoter &							
	Promoter Group A=(A)(1) + (A)(2)	14	4733800	4733800	58.44	58.44	0	0
B	Public Shareholding							
(1)	Institutions							
(a)	Mutual Funds/UTI	0	0	0	-	-	0	-
(b)	Financial Institutions/Banks	0	0	0	-	-	0	-
(c)	Central Government/State Government(s)	0	0	0	-	-	0	-
(d)	Venture Capital Funds	0	0	0	-	-	0	-
(e)	Insurance Companies	0	0	0	-	-	0	-
(f)	Foreign Institutional Investors	0	0	0	-	-	0	-
(g)	Foreign Venture Capital Investors	0	0	0	-	-	0	-
(h)	Qualified Foreign Investor	0	0	0	-	-	0	-
(i)	Any Other	0	0	0	-	-	0	-
	Sub-Total (B)(1)	0	0	0	-	-	0	-

For Pharmaceutical Drugs & Pharmaceuticals

Managing Director

(D)(b) Statement showing Shareholding of persons belonging to the category
"Promoter and Promoter Group"

Sl. No.	Name of the shareholder	Total shares held		Shares pledged or		Details of		Details of		Total Shares (including underlying shares assuming full conversion of warrants and convertible securities) as a % of diluted share capital No. of shares
		Number	As a % of grand total (A)+(B)+(C)	% of Total Shares Held	As a % of grand total (A)+(B)+(C)	No of warrant held (VIII)	As a % of total number of warrants of the same class	No of convertible securities held	As a % of total number of convertible securities of the same class	
1	TDPL HEALTH CARE (INDIA) LIMITED	1430000	17.65	0	0.00	0	0.00	0	0.00	17.65
2	ARUN KUMMAR BHANGADIA (HUF).	387000	4.78	0	0.00	0	0.00	0	0.00	4.78
3	TRIMURTHI ADVISORY SERVICES P LTD	15000	0.19	0	0.00	0	0.00	0	0.00	0.19
4	GOPIKISHAN ARUN KUMAR BHANGADIA (HUF)	90000	1.11	0	0.00	0	0.00	0	0.00	1.11
5	ARVIND KUMAR DEVANSH BHANGADIA HUF	120000	1.48	0	0.00	0	0.00	0	0.00	1.48
6	ARUN KUMMAR BHANGADIA	1392200	17.19	0	0.00	0	0.00	0	0.00	17.19
7	ARVIND KUMAR BHANGADIA.	29900	0.37	0	0.00	0	0.00	0	0.00	0.37
8	KANTHA BHANGADIA	177800	2.20	0	0.00	0	0.00	0	0.00	2.20
9	KIRAN BHANGADIA	982900	12.13	0	0.00	0	0.00	0	0.00	12.13
10	JYOTHI BHANGADIA.	58000	0.72	0	0.00	0	0.00	0	0.00	0.72
11	MURLIDHAR MUTGI	15000	0.19	0	0.00	0	0.00	0	0.00	0.19
12	SULOCHANNA MUTGI	18000	0.22	0	0.00	0	0.00	0	0.00	0.22
13	SRIPRIYA MMUTGI	18000	0.22	0	0.00	0	0.00	0	0.00	0.22
	TOTAL	4733800	58.44	0	0.00	0	0.00	0	0.00	58.44

For Promoter and Promoter Group

Managing Director

**(D)c) Statement showing Shareholding of persons belonging to the category
"Public" and holding more than 1% of the total number of shares**


Sl. No.	Name of the shareholder	No. of shares	Shares as % of Total No. of Shares	Details of Warrants		Details of Convertible		Total Shares (including underlying shares assuming full conversion of warrants and convertible securities) as a % of diluted share capital No. of shares
				No of warrants held	As a % total number of warrants of the same class	No of convertible securities held	% total number of convertible securities of the same class	
1	MAHAVEER INFOWAY LIMITED	750000	9.26	0	0	0	0	9.26
2	S M AVENUES PRIVATE LIMITED	300000	3.7	0	0	0	0	3.7
3	H K AVENUES PRIVATE LIMITED	300000	3.7	0	0	0	0	3.7
4	FULL BLOOM INVESTMENTS PRIVATE LTD	100000	1.23	0	0	0	0	1.23
5	FULLBLOOM INVESTMENTS PRIVATE LIMITED	90000	1.11	0	0	0	0	1.11
6	EAST WEST TRADELINK PRIVATE LIMITED	97284	1.2	0	0	0	0	1.2
7	JINESH ASHWIN MATALIA	115000	1.42	0	0	0	0	1.42
8	VISHWANATH HETRAM VARMA	118040	1.46	0	0	0	0	1.46
	TOTAL	1870324	23.09	0	0	0	0	23.09


Managing Director

**D)(c) Statement showing Shareholding of persons belonging to the category
 "Public" and holding more than 5% of the total number of shares**

Sl. No	Name of the shareholder	No. of shares	Shares as % of Total No. of Shares	Details of Warrants		Details of Convertible Securities		Total Shares (including underlying shares assuming full conversion of warrants and convertible securities) as a % of diluted share capital No. of
				No of warrants held	As a % total number of warrants of the same class	No of convertible securities held	% total number of convertible securities of the same class	
1	MAHAVEER INFOWAY LIMITED	750000	9.26	0	0	0	0	9.26
	TOTAL	750000	9.26	0	0	0	0	9.26

For Promoter/ Director/ Shareholder


 Managing Director

(D)(d) Statement showing details of locked-in shares

Sl. No.	Name of the shareholder	Number of shares	Shares as % of Total No. of Shares	Category
1	MAHAVEER INFOWAY LIMITED	750000	9.26	Public
2	S M AVENUES PRIVATE LIMITED	300000	3.7	Public
3	H K AVENUES PRIVATE LIMITED	300000	3.7	Public
	TOTAL	1350000	16.67	

For Tripathi Brothers & Pharmaceuticals

Managing Director